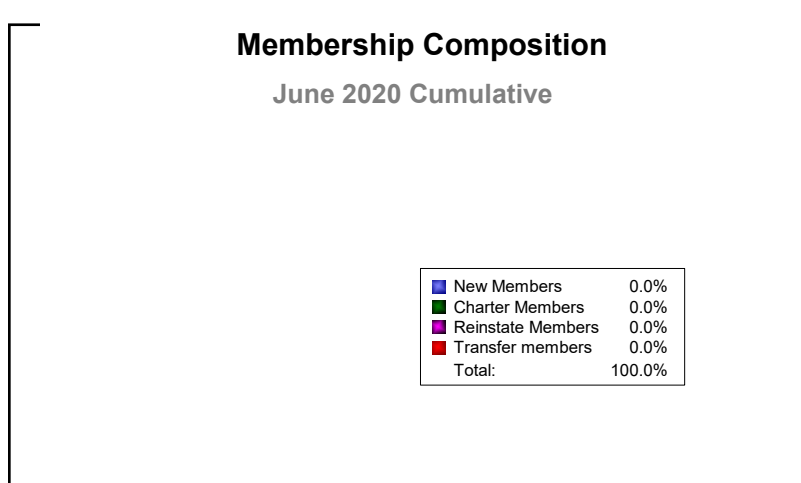
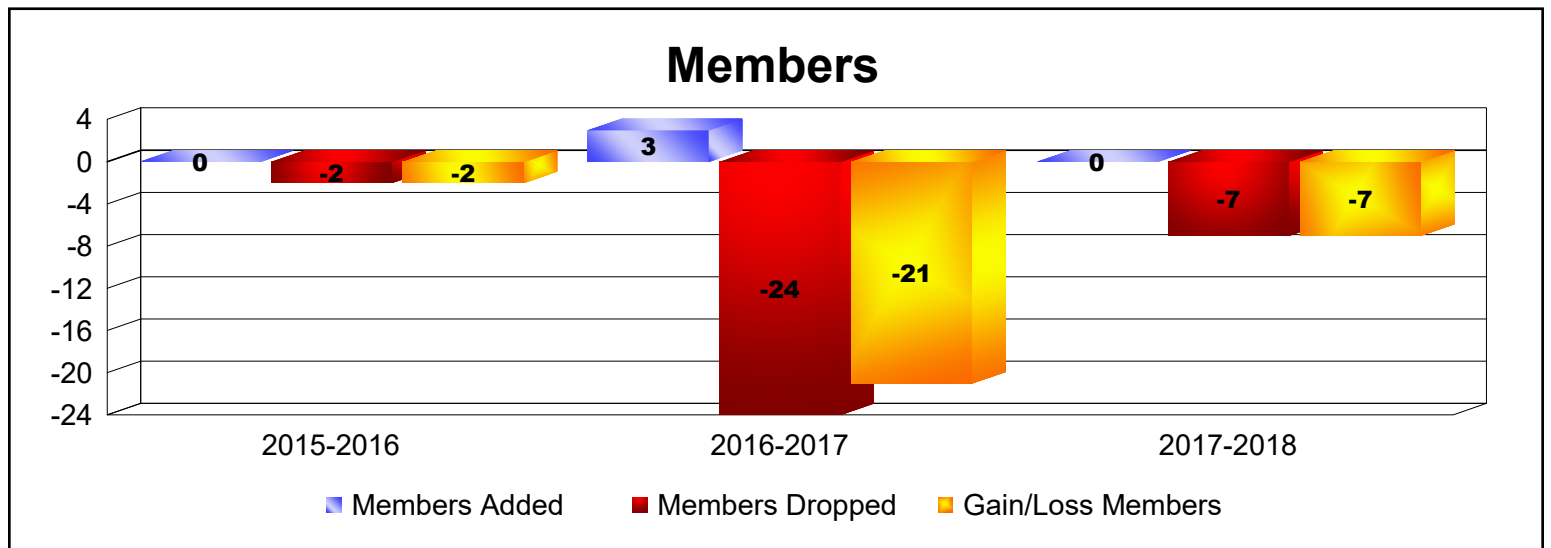
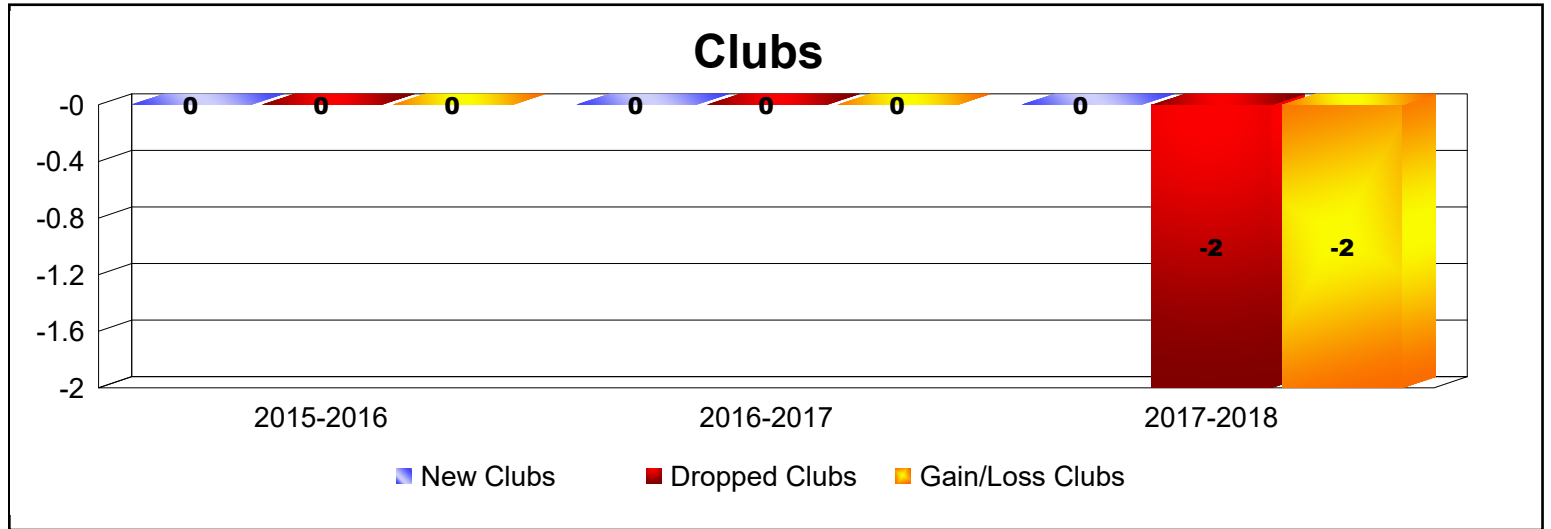


Disbanded Districts

As of June 2020 Cumulative

Year	New Clubs	Dropped Clubs	Gain/ Loss Clubs	New Members	Charter Members	Reinstate Members	Transfer Members	Total Member Added	Total Members Dropped	Gain/ Loss Members
2015-2016	0	0	0	0	0	0	0	0	-2	-2
2016-2017	0	0	0	3	0	0	0	3	-24	-21
2017-2018	0	-2	-2	0	0	0	0	0	-7	-7
Average	0	-1	-1	1	0	0	0	1	-11	-10



Year	New Clubs	Dropped Clubs	Gain/ Loss Clubs	New Members	Charter Members	Reinstate Members	Transfer Members	Total Member Added	Total Members Dropped	Gain/ Loss Members
2015-2016	1	0	1	156	19	10	13	198	-183	15
2016-2017	0	0	0	144	1	10	15	170	-156	14
2017-2018	0	0	0	155	0	3	9	167	-224	-57
2018-2019	1	0	1	107	28	3	4	142	-223	-81
2019-2020	0	0	0	98	1	4	1	104	-167	-63
Average	0	0	0	132	10	6	8	156	-191	-34

